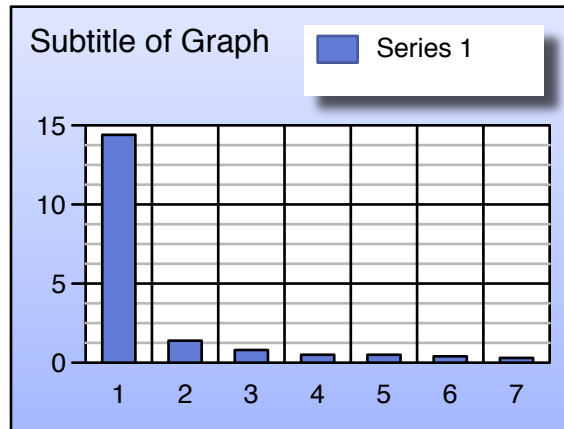


Hollywood Report

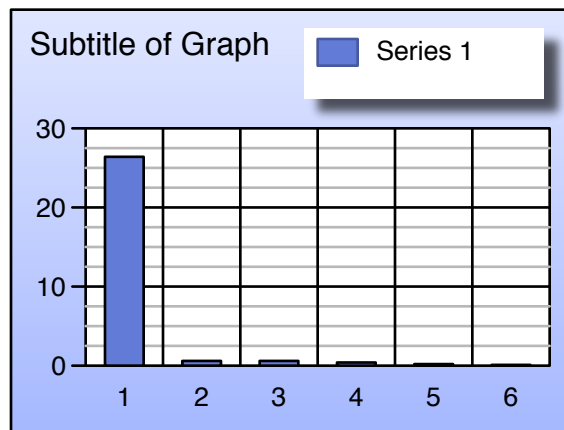
Paramount Pictures

Title	Show Date	Revenue
1. Raiders of the Lost Ark	Dec 26, 1981	\$ 14,400,000
2. The Untouchables	Jan 03, 1987	\$ 1,390,000
3. Once Upon a Time in the	Nov 10, 1969	\$ 800,000
4. Bis ans Ende der Welt [Until	Jan 03, 1991	\$ 500,000
5. Chinatown	Jan 03, 1974	\$ 500,000
6. Lolita	Dec 28, 1962	\$ 400,000
7. The Godfather	Dec 28, 1972	\$ 300,000



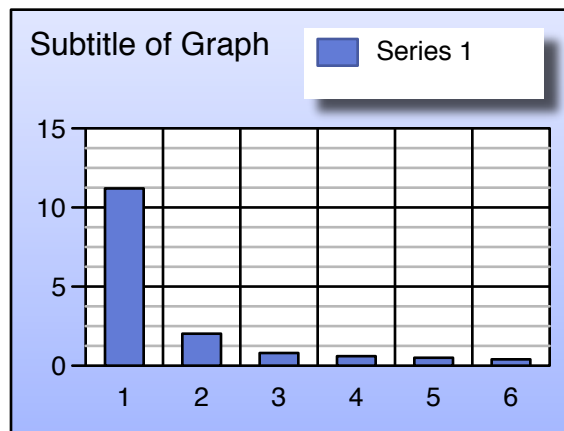
Columbia Pictures

Title	Show Date	Revenue
1. When Harry met Sally	Jan 03, 1989	\$ 26,400,000
2. Little Women	<NA>	\$ 600,000
3. Tootsie	Nov 10, 1982	\$ 600,000
4. The Last Picture Show	Nov 10, 1971	\$ 400,000
5. M	Dec 28, 1931	\$ 200,000
6. Taxi Driver	Nov 10, 1976	\$ 100,000



Warner Brothers

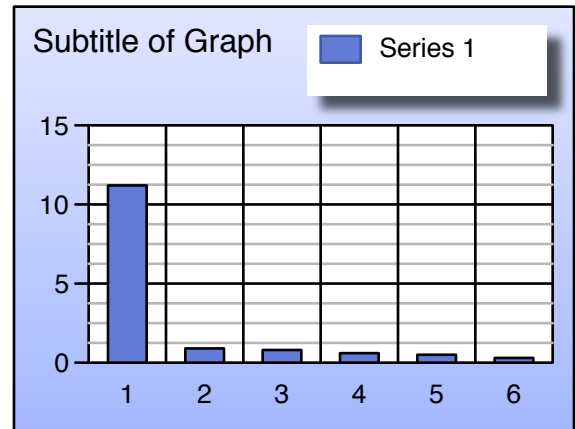
Title	Show Date	Revenue
1. Casablanca	Dec 28, 1955	\$ 11,200,000
2. GoodFellas	Jan 03, 1990	\$ 2,021,000
3. Empire of the Sun	Jan 04, 1987	\$ 800,000
4. Roger & Me	Jan 03, 1989	\$ 600,000
5. Klute	Nov 10, 1971	\$ 500,000
6. Blade Runner	Jan 03, 1982	\$ 400,000



Hollywood Report

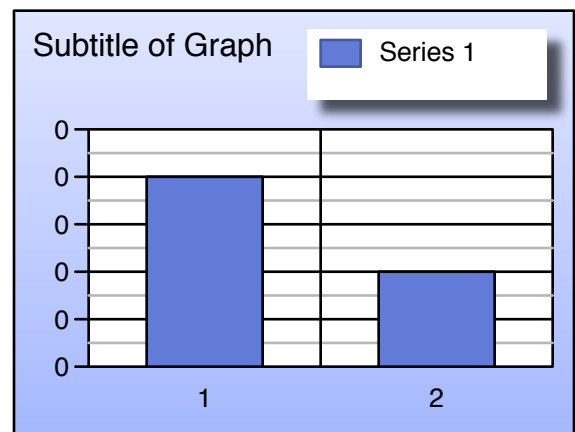
20th Century Fox

Title	Show Date	Revenue
1. Alien	Oct 24, 1979	\$ 11,200,000
2. Young Frankenstein	Nov 10, 1974	\$ 900,000
3. Le grand bleu	Jan 03, 1988	\$ 800,000
4. Star Wars	Dec 29, 1977	\$ 600,000
5. The Prime of Miss Jean	Nov 10, 1969	\$ 500,000
6. Hombre	Dec 28, 1967	\$ 300,000



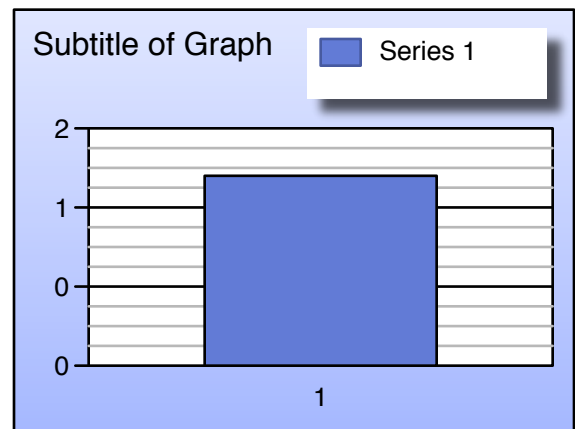
Filmsonor

Title	Show Date	Revenue
1. Les Diaboliques	Jan 02, 1954	\$ 200,000
2. Cries and Whispers	Nov 10, 1973	\$ 100,000



Hemdale Film Corporation

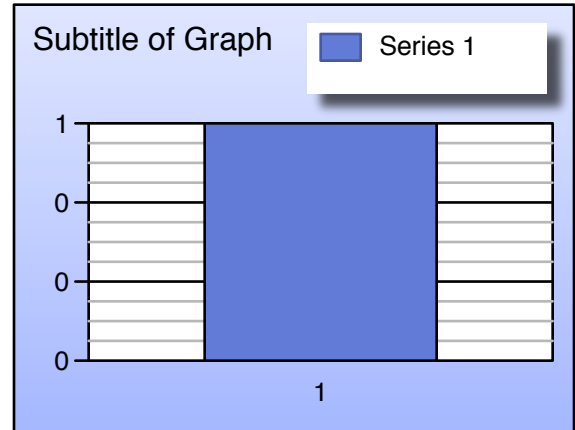
Title	Show Date	Revenue
1. Hoosiers	Jan 03, 1986	\$ 1,200,000



Hollywood Report

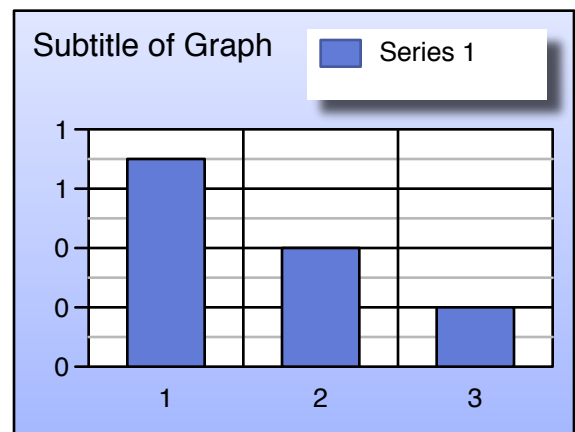
Kartemquin Films

Title	Show Date	Revenue
1. Hoop Dreams	Jan 03, 1994	\$ 600,000



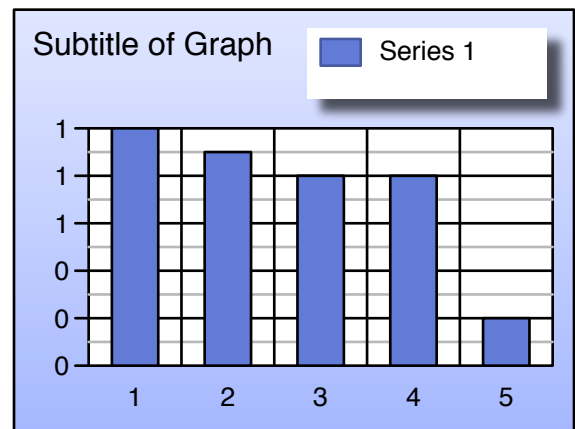
AFI

Title	Show Date	Revenue
1. Frantic	Jan 03, 1988	\$ 700,000
2. Eraserhead	Nov 10, 1976	\$ 400,000
3. Stand By Me	Nov 10, 1986	\$ 200,000



MGM

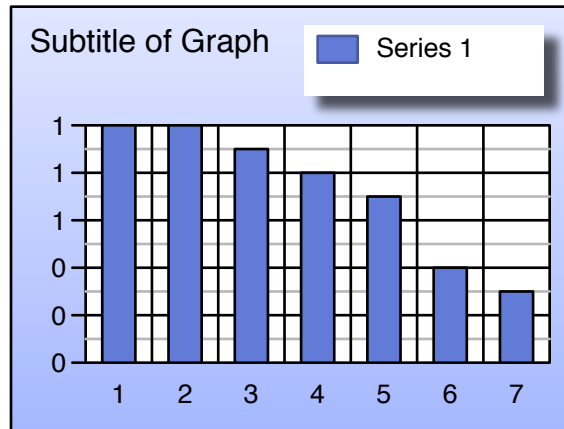
Title	Show Date	Revenue
1. The Philadelphia Story	Nov 10, 1940	\$ 1,000,000
2. Manhunter	Jan 03, 1986	\$ 900,000
3. Thelma & Louise	Nov 10, 1991	\$ 800,000
4. The Year of Living	Nov 10, 1983	\$ 800,000
5. Diner	Jan 03, 1982	\$ 200,000



Hollywood Report

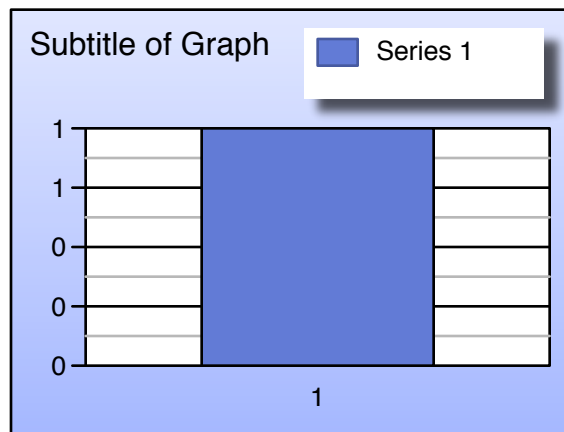
Universal Pictures

Title	Show Date	Revenue
1. Midnight Run	Jan 03, 1988	\$ 1,000,000
2. Uncle Buck	Jan 03, 1989	\$ 1,000,000
3. Schindler's List	Nov 10, 1993	\$ 900,000
4. National Lampoon's Animal	Nov 10, 1978	\$ 800,000
5. The Blues Brothers	Jan 03, 1980	\$ 700,000
6. Jurassic Park	Nov 10, 1993	\$ 400,000
7. Fletch	Jan 03, 1985	\$ 300,000



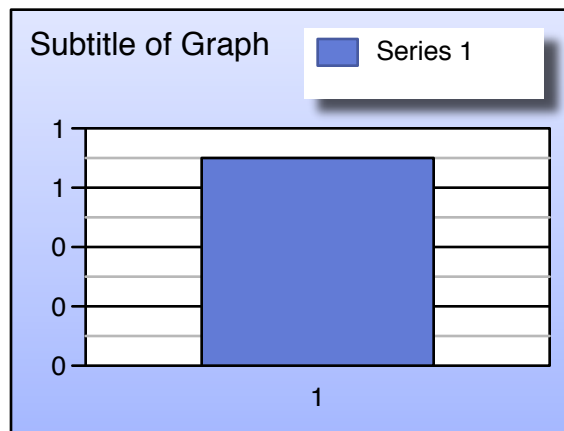
ITC Films

Title	Show Date	Revenue
1. The Last Seduction	Jan 03, 1994	\$ 800,000



Propaganda Films

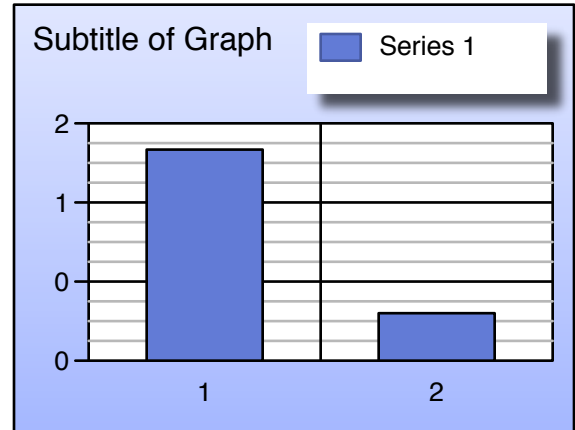
Title	Show Date	Revenue
1. Red Rock West	Jan 03, 1992	\$ 700,000



Hollywood Report

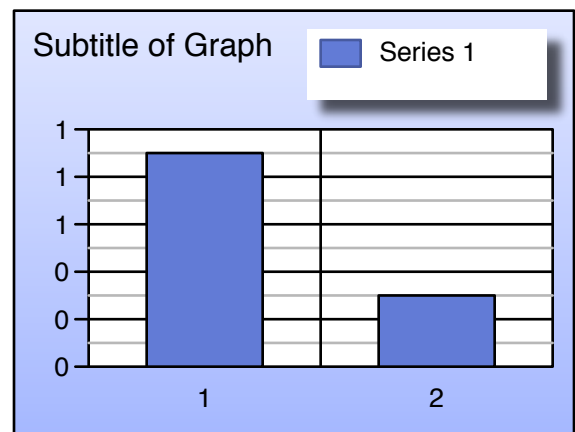
Zoetrope Studios

Title	Show Date	Revenue
1. Apocalypse Now	Jan 03, 1979	\$ 1,334,000
2. The Princess Bride	Oct 12, 1988	\$ 300,000



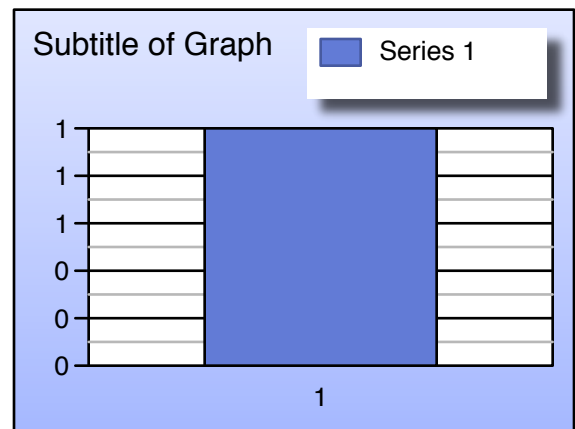
Gaumont International

Title	Show Date	Revenue
1. Nikita [La femme nikita]	Jan 03, 1990	\$ 900,000
2. Subway	Jan 03, 1985	\$ 300,000



Greenwich Film Production

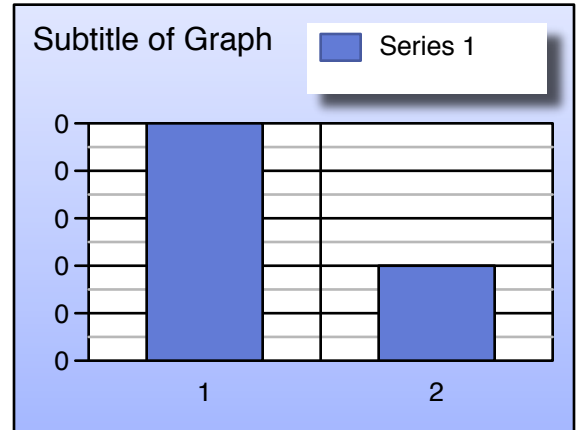
Title	Show Date	Revenue
1. Diva2	Jan 03, 1980	\$ 1,000,000



Hollywood Report

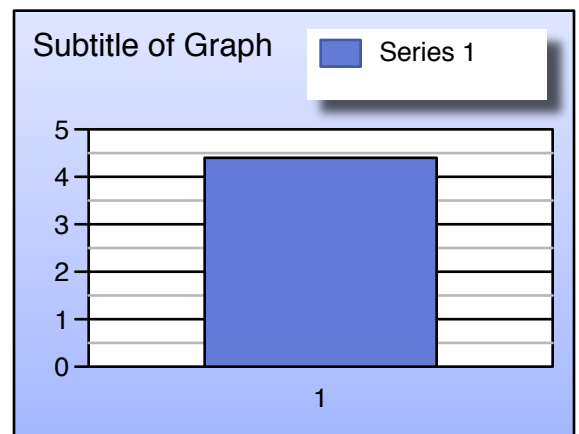
Walt Disney Productions

Title	Show Date	Revenue
1. Toy Story	Nov 21, 1995	\$ 500,000
2. Cool Runnings	Jan 03, 1993	\$ 200,000



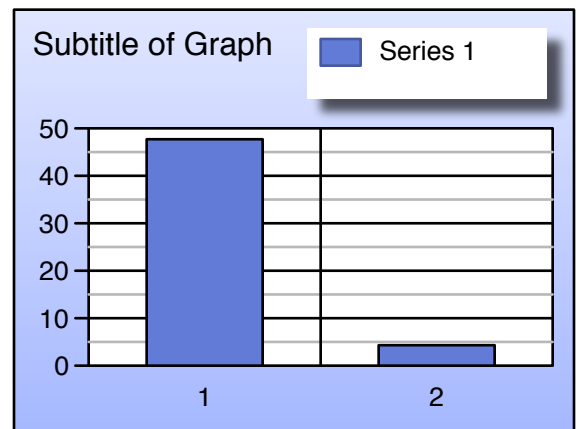
New World Entertainment

Title	Show Date	Revenue
1. Heathers	Jan 03, 1989	\$ 4,400,000



Miramax Films

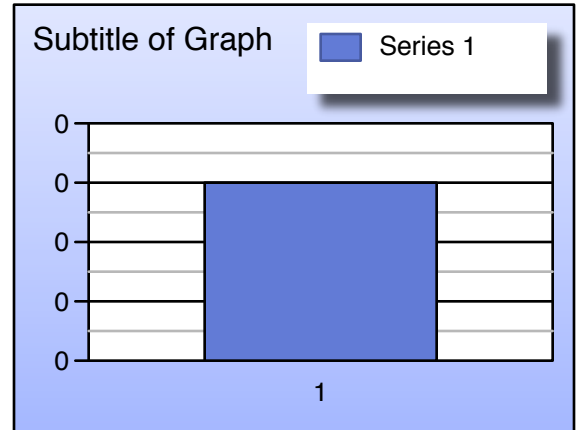
Title	Show Date	Revenue
1. Pulp Fiction	Nov 10, 1994	\$ 47,700,000
2. Priest	Apr 13, 1995	\$ 4,310,000



Hollywood Report

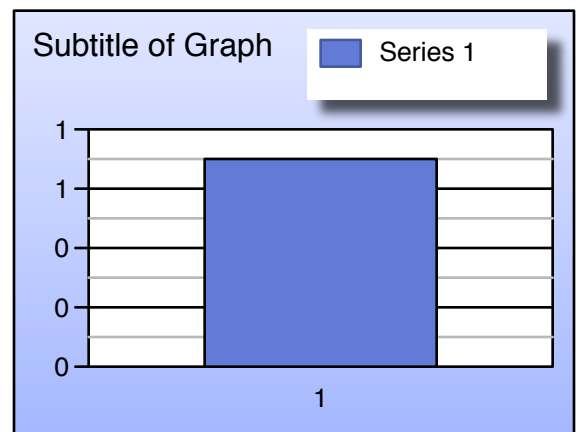
Pacific Western

Title	Show Date	Revenue
1. The Terminator	Apr 24, 1985	\$ 300,000



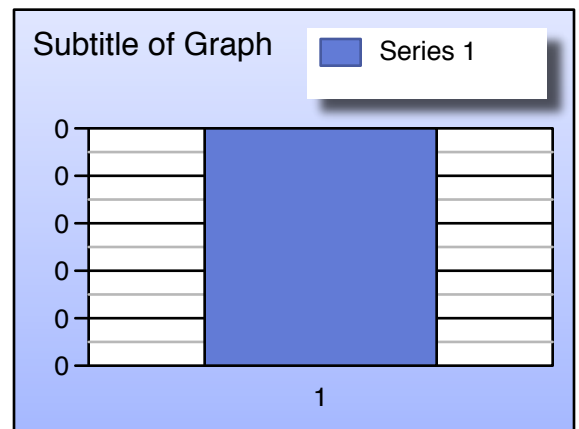
CiBy 2000

Title	Show Date	Revenue
1. The Piano	Nov 10, 1993	\$ 700,000



The Andre Company

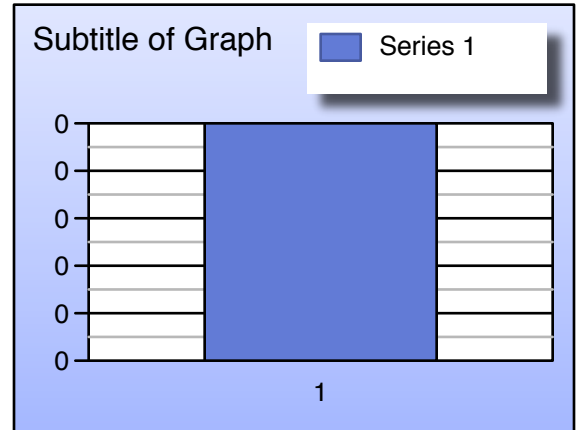
Title	Show Date	Revenue
1. My Dinner With Andre	Nov 10, 1981	\$ 500,000



Hollywood Report

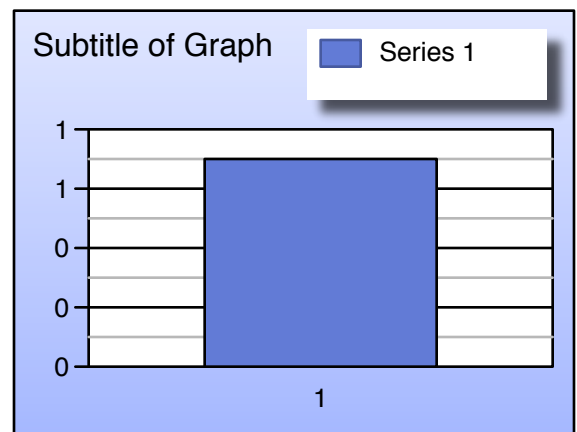
Working Title Films

Title	Show Date	Revenue
1. My Beautiful Laundrette	Nov 10, 1986	\$ 500,000



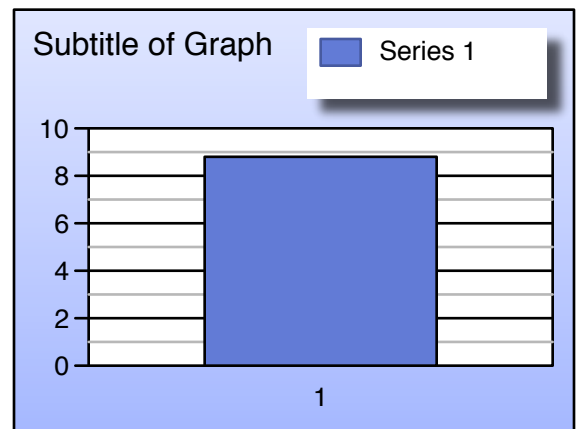
Alexandre Films

Title	Show Date	Revenue
1. Entre Nous	Nov 10, 1983	\$ 700,000



New Line Cinema

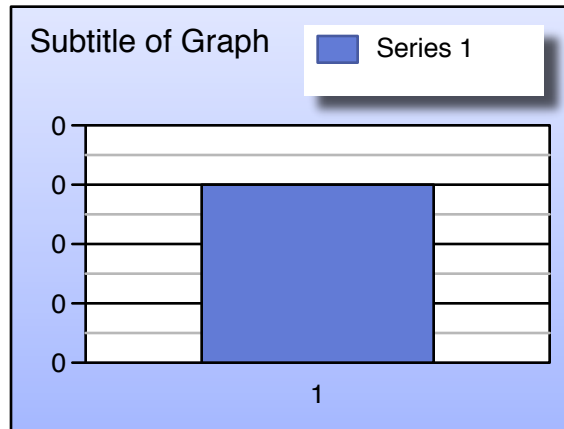
Title	Show Date	Revenue
1. My Own Private Idaho	Nov 10, 1991	\$ 8,800,000



Hollywood Report

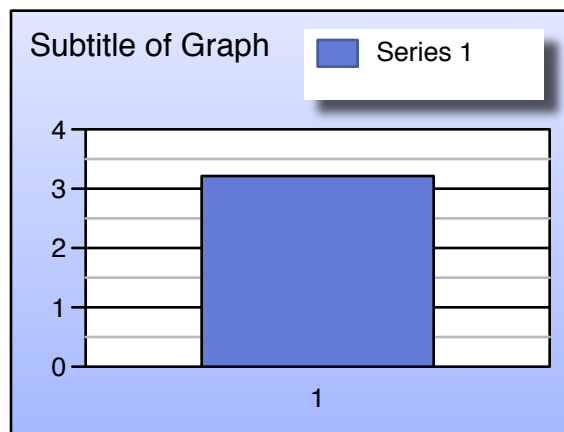
De Laurentis

Title	Show Date	Revenue
1. Blue Velvet	Nov 10, 1986	\$ 300,000



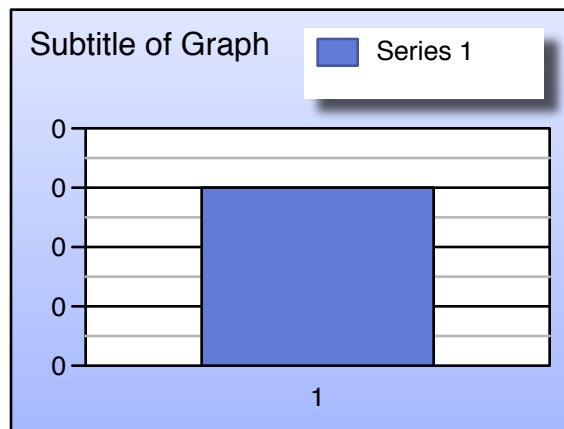
F.C. Produzioni

Title	Show Date	Revenue
1. Amarcord	Nov 10, 1974	\$ 3,213,000



Carolco Pictures

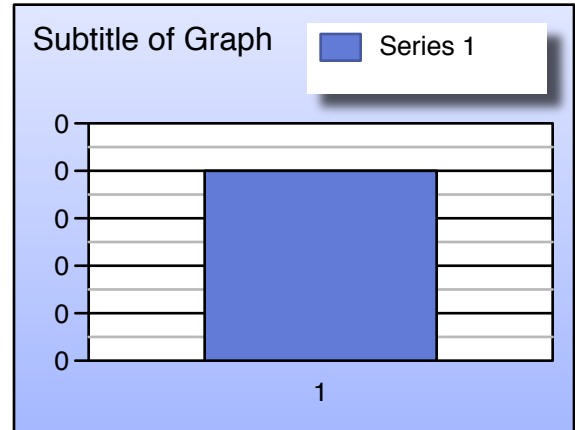
Title	Show Date	Revenue
1. Total Recall	Nov 10, 1990	\$ 300,000



Hollywood Report

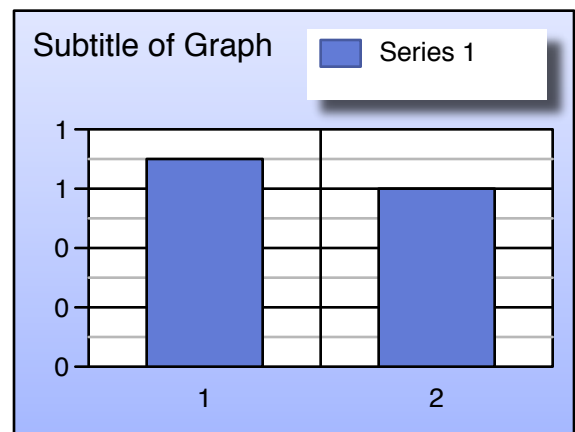
Samuel Goldwyn Company

Title	Show Date	Revenue
1. Desert Hearts	Nov 10, 1985	\$ 200,000



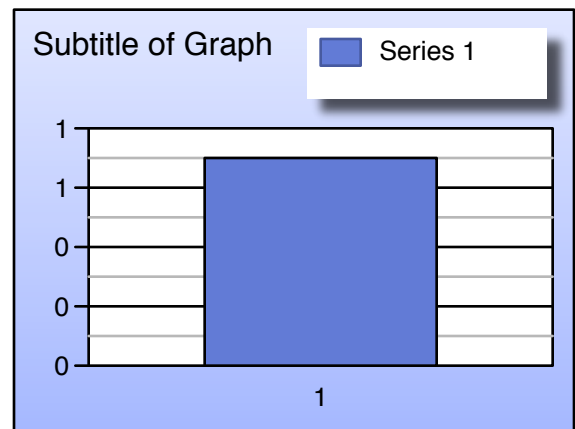
40 Acres and a Mule Filmworks

Title	Show Date	Revenue
1. Do the Right Thing	Nov 10, 1989	\$ 700,000
2. She's Gotta Have It	Nov 10, 1986	\$ 600,000



Civilhand Zenith

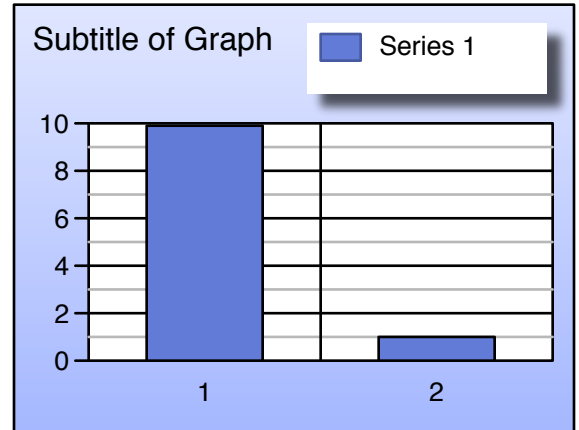
Title	Show Date	Revenue
1. Prick Up Your Ears	Nov 10, 1987	\$ 700,000



Hollywood Report

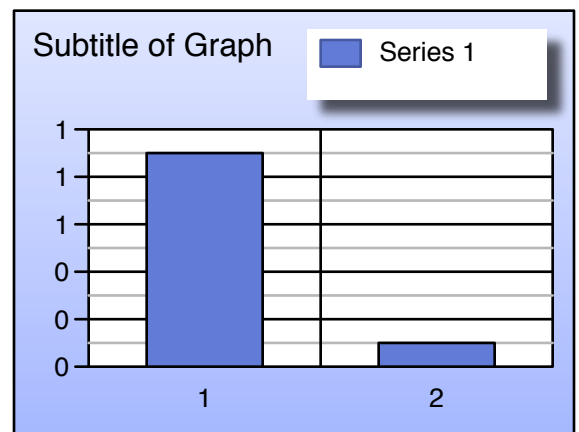
British Lion Film Corp.

Title	Show Date	Revenue
1. Strange Brew	Dec 29, 1983	\$ 9,900,000
2. Third Man, The	Nov 10, 1949	\$ 1,000,000



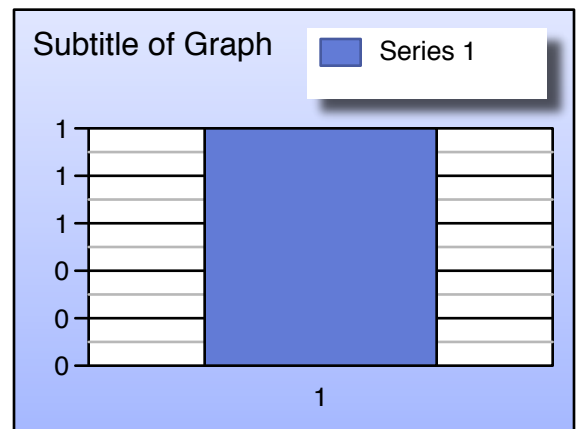
RKO Radio Pictures

Title	Show Date	Revenue
1. Notorious	Nov 10, 1946	\$ 900,000
2. Citizen Kane	Nov 10, 1941	\$ 100,000



Rank Film Productions

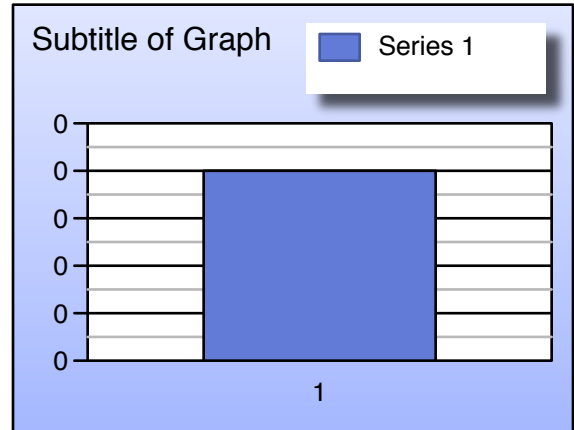
Title	Show Date	Revenue
1. Bad Timing	Jan 05, 1980	\$ 1,000,000



Hollywood Report

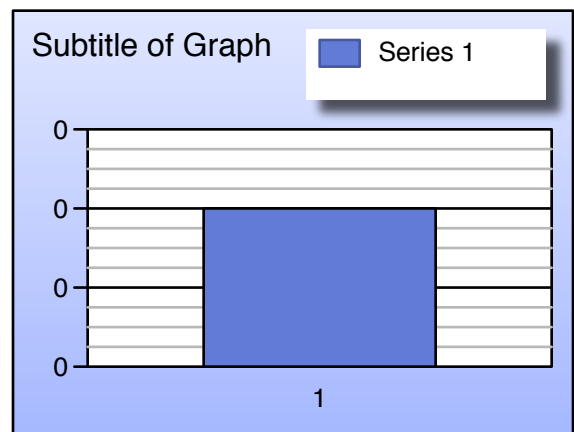
Independent Pictures

Title	Show Date	Revenue
1. Plan 9 from Outer Space	Nov 10, 1958	\$ 200,000



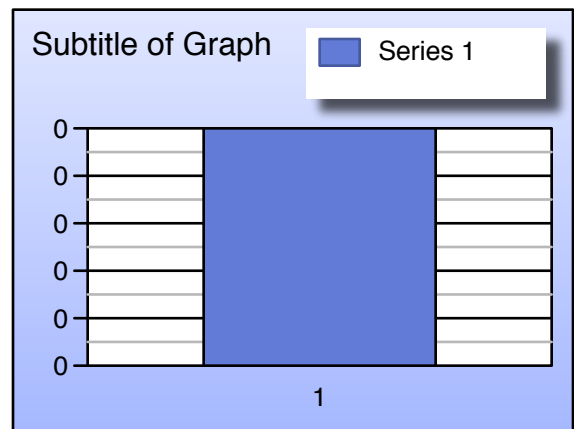
Cineplex Odeon

Title	Show Date	Revenue
1. The Grifters	Nov 10, 1990	\$ 100,000



Avenue Pictures

Title	Show Date	Revenue
1. The Player	Nov 10, 1992	\$ 500,000



Hollywood Report

Cargo Films

Title	Show Date	Revenue
1. 37.2 le Matin [Betty Blues]	Jan 02, 1986	\$ 200,000

